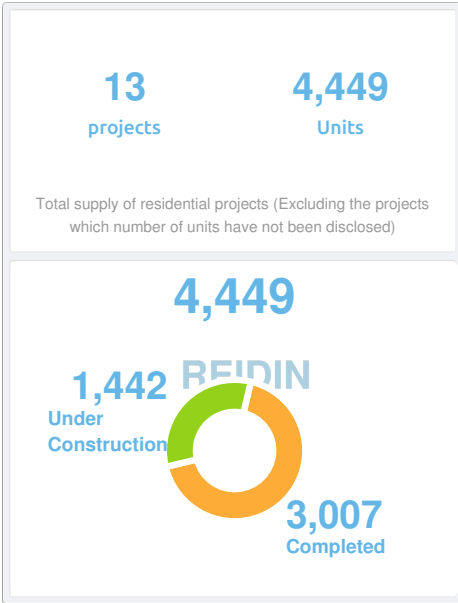


What is residential supply analysis?

Dubai / Dubai Marina Area supply analysis / 2019 - 2025

Supply Analysis data and project completion date information is based on the developer launches and announcements. Periodic update is performed by REIDIN Data Research and Field teams.

Total Number Of Units



Completed Projects

7 projects
3,007 Units

Total supply number of projects in Dubai / Dubai Marina that were completed as of 2019 - 2025

Number of Units	Units	Size (sqf)		
		Min	Median	Max
Studio	596	360.3	415.5	502.0
1 Bedroom	839	590.2	772.0	1,157
2 Bedroom	717	828.5	1,512	2,196
3 Bedroom	293	1,607	2,330	3,369
4 Bedroom	49	2,583	3,286	3,778
5 Bedroom	12	4,295	4,655	5,016
5 Bedroom Plus	-	-	-	-
Unknown	15	2,363	3,774	6,785

Projects under construction

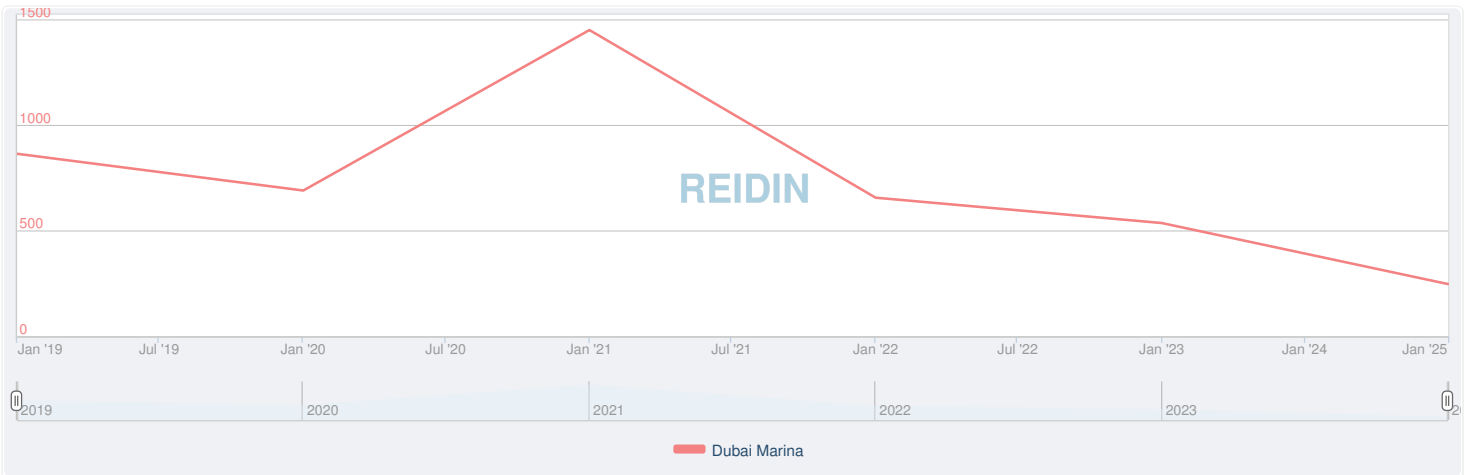
6 projects
1,442 Units

Total supply number of projects in Dubai / Dubai Marina that were completed as of 2019 - 2025

Number of Units	Units	Size (sqf)		
		Min	Median	Max
Studio	72	484.4	575.4	650.3
1 Bedroom	488	684.5	979.7	1,845
2 Bedroom	544	1,055	1,491	2,059
3 Bedroom	248	1,668	2,454	4,640
4 Bedroom	66	2,334	4,883	9,893
5 Bedroom	24	4,453	5,809	7,166
5 Bedroom Plus	-	-	-	-
Unknown	-	-	-	-

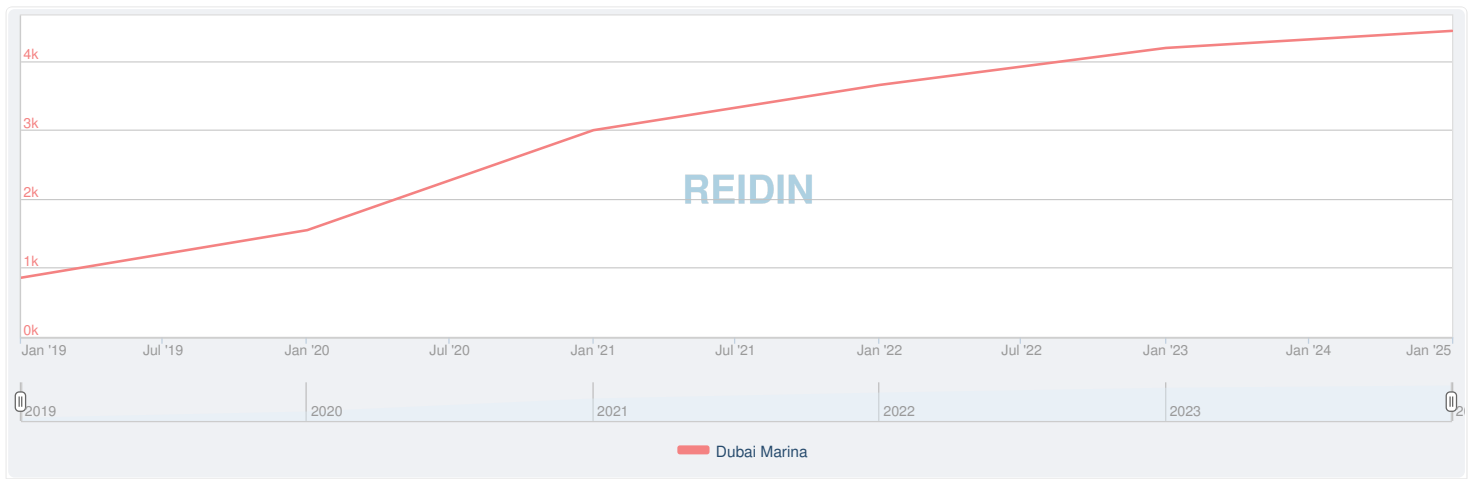
Dubai / Dubai Marina location launched Supply Amount - Periodic View / 2019 - 2025

Dubai / Dubai Marina and 4 areas that have highest supply change



Dubai / Dubai Marina location launched Supply Amount - Cumulative View / 2019 - 2025

Dubai / Dubai Marina Total cumulative stock | 2019 - 2025



Dubai / Dubai Marina All Locations Cumulative Supply Amounts / 2019 - 2025

Area	Total Number of Projects	Total Number Of Units	Studio	1+1	2+1	3+1	4+1	5+1	5+	Unknown	
Dubai Marina	13	4,449	668	1,327	1,261	541	115	36	-	15	County
Dubai Marina	9	2,960	608	832	733	250	36	-	-	15	District
Jumeirah Beach Residence	4	1,489	60	495	528	291	79	36	-	-	District