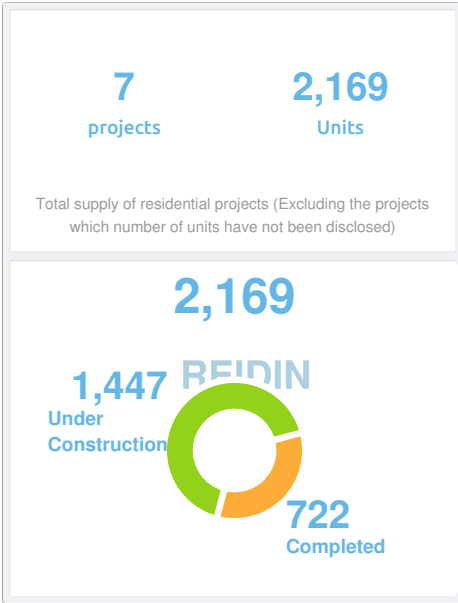


What is residential supply analysis?

Dubai / Palm Jumeirah Area supply analysis / 2019 - 2025

Supply Analysis data and project completion date information is based on the developer launches and announcements. Periodic update is performed by REIDIN Data Research and Field teams.

Total Number Of Units



Completed Projects

4 projects
722 Units

Total supply number of projects in Dubai / Palm Jumeirah that were completed as of 2019 - 2025

Number of Units	Units	Size (sqf)		
		Min	Median	Max
Studio	194	446.0	480.9	515.9
1 Bedroom	346	945.0	994.5	1,085
2 Bedroom	64	1,494	1,706	1,918
3 Bedroom	50	2,589	4,300	6,544
4 Bedroom	39	4,981	6,034	6,632
5 Bedroom	6	13,074	14,485	15,895
5 Bedroom Plus	23	15,586	22,281	27,997
Unknown	-	-	-	-

Projects under construction

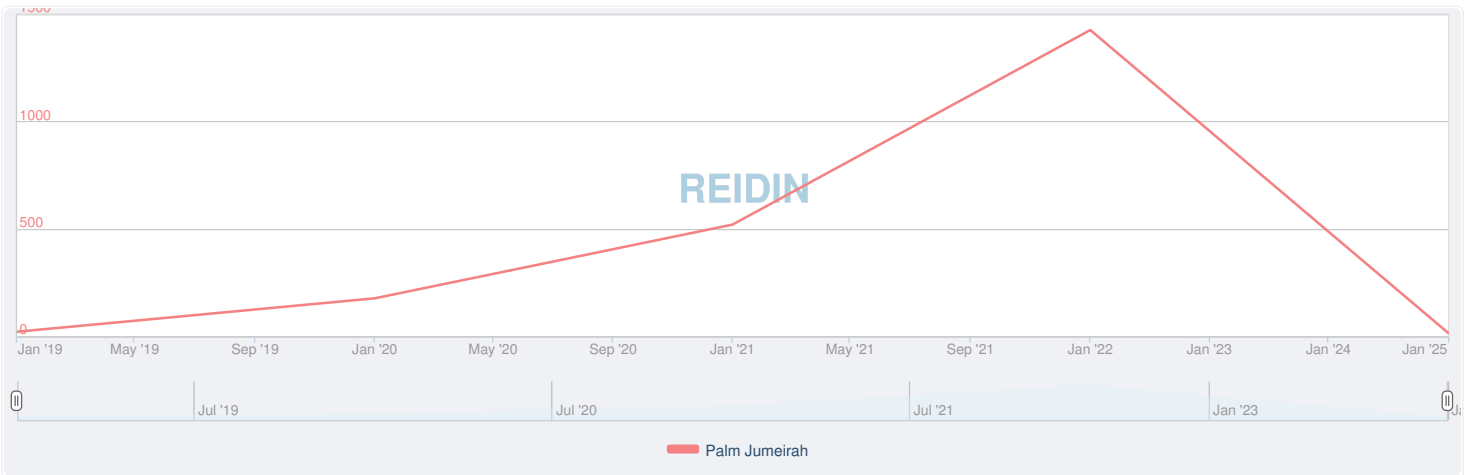
3 projects
1,447 Units

Total supply number of projects in Dubai / Palm Jumeirah that were completed as of 2019 - 2025

Number of Units	Units	Size (sqf)		
		Min	Median	Max
Studio	347	302.0	400.5	499.0
1 Bedroom	606	500.0	717.5	874.0
2 Bedroom	388	1,032	1,184	1,453
3 Bedroom	85	1,540	4,138	6,674
4 Bedroom	20	8,800	11,746	17,000
5 Bedroom	1	33,411	16,706	0.00
5 Bedroom Plus	-	-	-	-
Unknown	-	-	-	-

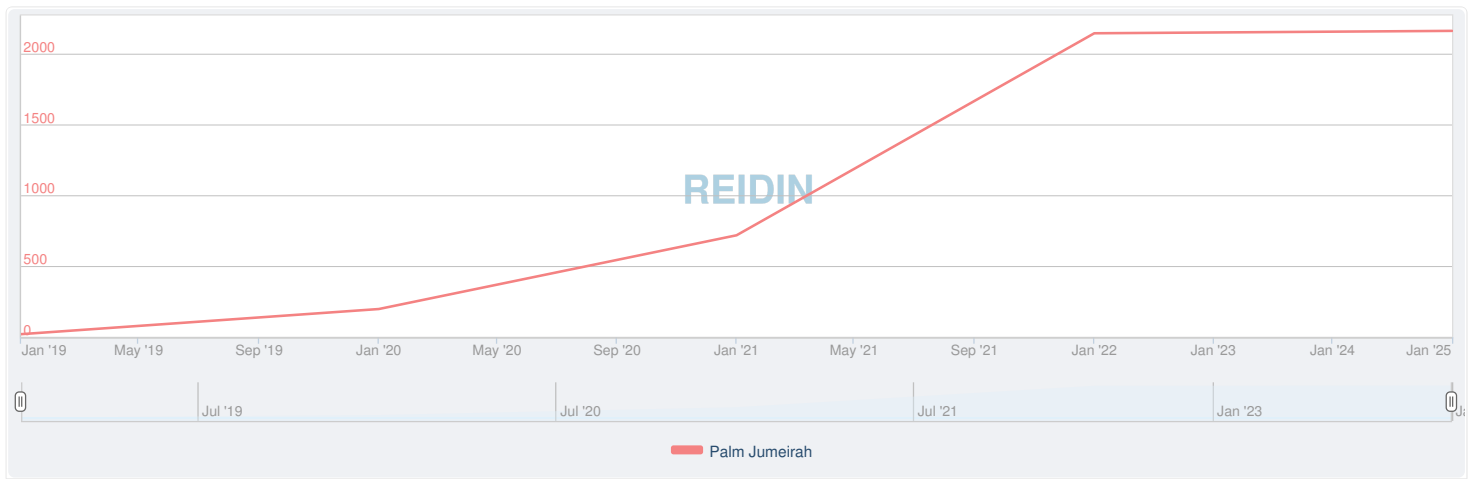
Dubai / Palm Jumeirah location launched Supply Amount - Periodic View / 2019 - 2025

Dubai / Palm Jumeirah and 4 areas that have highest supply change



Dubai / Palm Jumeirah location launched Supply Amount - Cumulative View / 2019 - 2025

Dubai / Palm Jumeirah Total cumulative stock | 2019 - 2025



Dubai / Palm Jumeirah All Locations Cumulative Supply Amounts / 2019 - 2025

Area	Total Number of Projects	Total Number Of Units	Studio	1+1	2+1	3+1	4+1	5+1	5+	Unknown	County
Palm Jumeirah	7	2,169	541	952	452	135	59	7	23	-	County