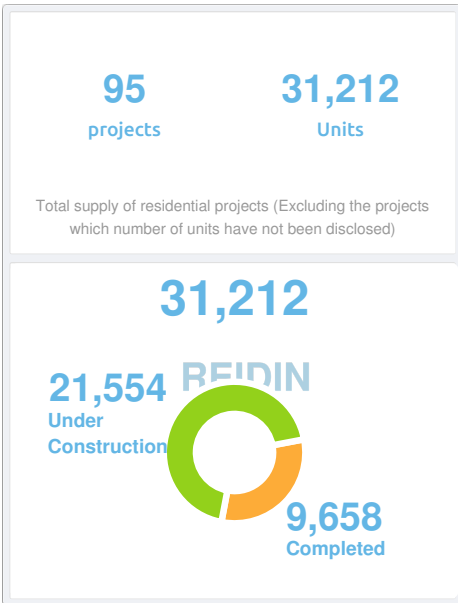


What is residential supply analysis?

Dubai / Mohammed Bin Rashid City (MBR City) Area supply analysis / 2019 - 2024

Supply Analysis data and project completion date information is based on the developer launches and announcements. Periodic update is performed by REIDIN Data Research and Field teams.

Total Number Of Units



Completed Projects

29
projects

9,658
Units

Total supply number of projects in Dubai / Mohammed Bin Rashid City (MBR City) that were completed as of 2019 - 2024

Number of Units	Units	Size (sqf)		
		Min	Median	Max
Studio	170	468.0	522.0	576.0
1 Bedroom	2253	475.6	751.4	1,059
2 Bedroom	2077	721.8	1,279	2,623
3 Bedroom	1318	1,244	2,169	3,102
4 Bedroom	1207	2,350	2,847	3,523
5 Bedroom	339	2,700	3,432	4,283
5 Bedroom Plus	226	8,267	8,746	9,214
Unknown	1352	2,771	2,771	2,771

Projects under construction

66
projects

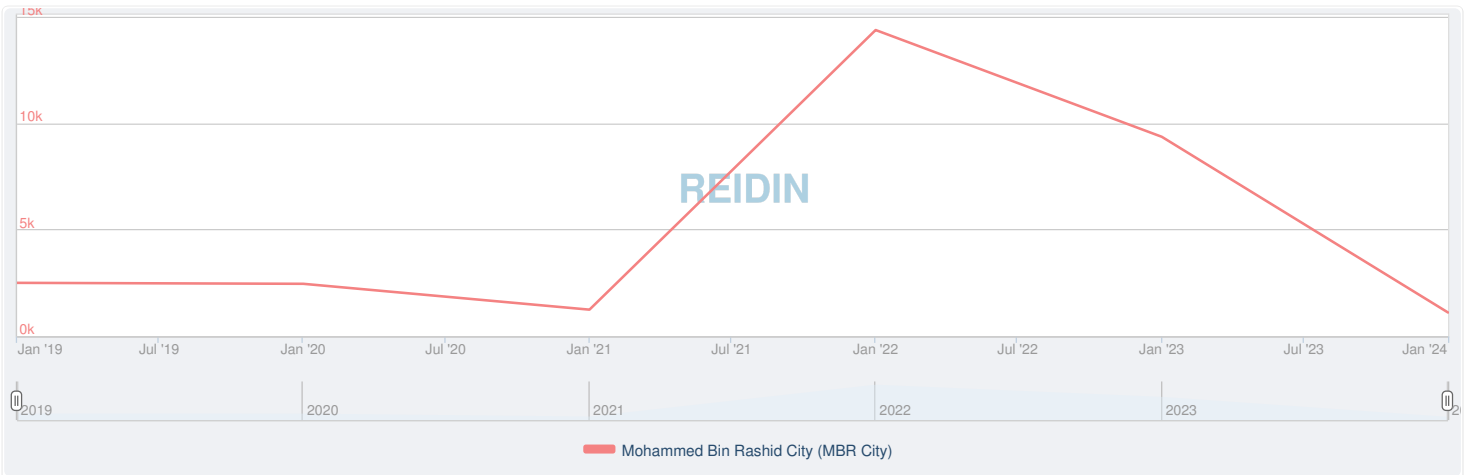
21,554
Units

Total supply number of projects in Dubai / Mohammed Bin Rashid City (MBR City) that were completed as of 2019 - 2024

Number of Units	Units	Size (sqf)		
		Min	Median	Max
Studio	8282	295.4	455.8	1,229
1 Bedroom	6424	203.4	844.6	2,171
2 Bedroom	2150	656.2	1,370	2,847
3 Bedroom	1111	567.6	1,967	3,130
4 Bedroom	939	2,314	3,518	6,910
5 Bedroom	341	2,691	4,937	9,655
5 Bedroom Plus	101	8,213	10,665	17,007
Unknown	2129	667.9	1,139	1,611

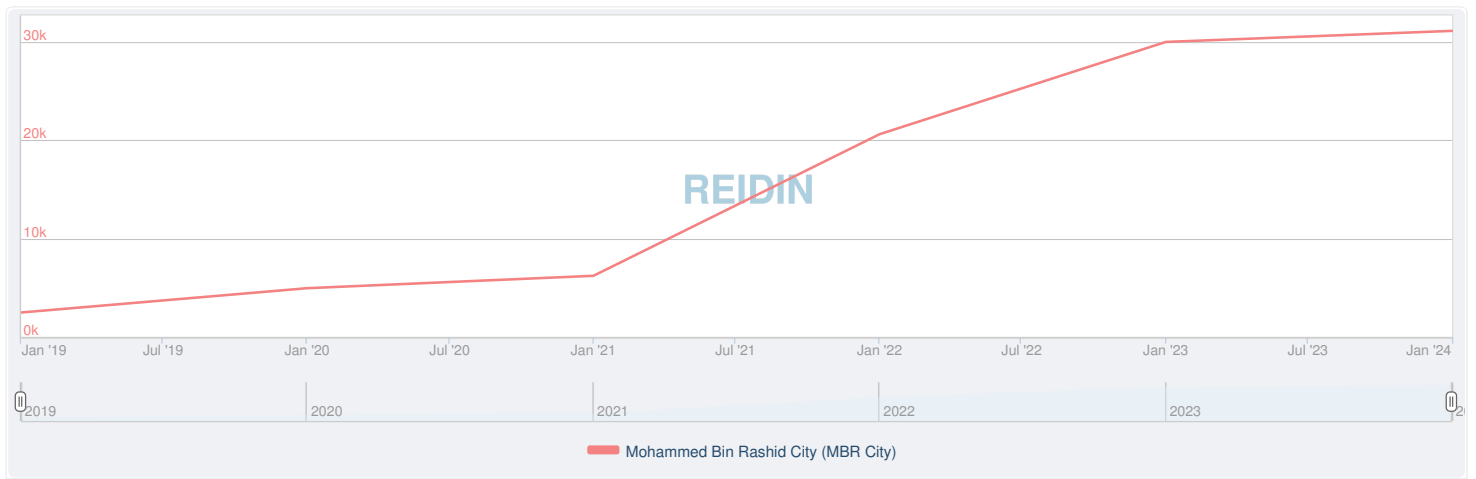
Dubai / Mohammed Bin Rashid City (MBR City) location launched Supply Amount - Periodic View / 2019 - 2024

Dubai / Mohammed Bin Rashid City (MBR City) and 4 areas that have highest supply change



Dubai / Mohammed Bin Rashid City (MBR City) location launched Supply Amount - Cumulative View / 2019 - 2024

Dubai / Mohammed Bin Rashid City (MBR City) Total cumulative stock | 2019 - 2024



Dubai / Mohammed Bin Rashid City (MBR City) All Locations Cumulative Supply Amounts / 2019 - 2024

Area	Total Number of Projects	Total Number Of Units	Studio	1+1	2+1	3+1	4+1	5+1	5+	Unknown	
Mohammed Bin Rashid City (MBR City)	95	31,212	8,452	8,677	4,227	2,429	2,146	680	327	3,481	County
Meydan One	42	8,610	5,224	2,133	459	187	-	-	-	607	District
Dubai Hills Estate	32	9,527	-	1,958	2,039	1,346	1,019	414	266	1,769	District
District Seven	2	5,403	3,010	1,808	270	265	50	-	-	-	District
District One	3	1,589	-	871	382	157	-	7	36	59	District
Sobha Hartland	11	3,761	218	1,892	1,048	149	35	226	25	168	District
District Eleven	5	2,322	-	15	29	325	1,042	33	-	878	District