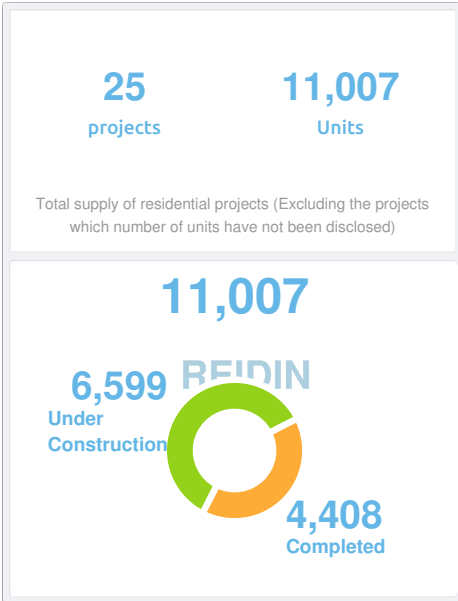


## What is residential supply analysis?

### Dubai / Dubai Creek Harbour Area supply analysis / 2019 - 2024

Supply Analysis data and project completion date information is based on the developer launches and announcements. Periodic update is performed by REIDIN Data Research and Field teams.

#### Total Number Of Units



#### Completed Projects

**10** projects  
**4,408** Units

Total supply number of projects in Dubai / Dubai Creek Harbour that were completed as of 2019 - 2024

Number of Units	Units	Size (sqf)		
		Min	Median	Max
Studio	-	-	-	-
1 Bedroom	1125	634.5	887.9	1,432
2 Bedroom	1543	1,058	1,433	2,765
3 Bedroom	969	1,103	1,783	2,306
4 Bedroom	74	1,292	2,400	3,566
5 Bedroom	-	-	-	-
5 Bedroom Plus	-	-	-	-
Unknown	6	0.00	0.00	0.00

#### Projects under construction

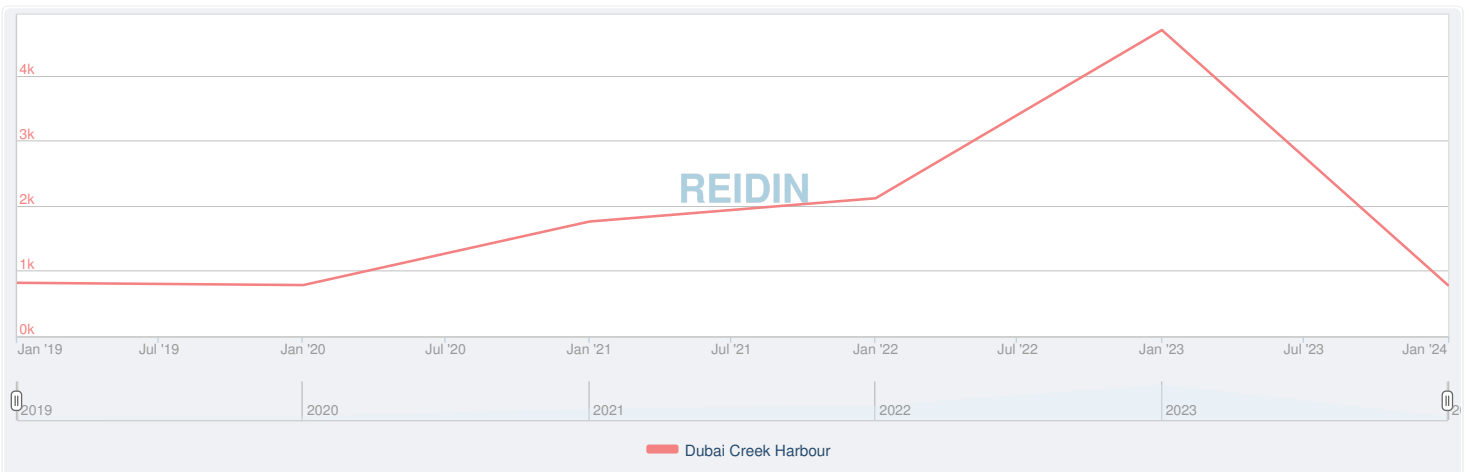
**15** projects  
**6,599** Units

Total supply number of projects in Dubai / Dubai Creek Harbour that were completed as of 2019 - 2024

Number of Units	Units	Size (sqf)		
		Min	Median	Max
Studio	-	-	-	-
1 Bedroom	2072	597.5	806.4	1,253
2 Bedroom	1979	916.0	1,282	2,947
3 Bedroom	738	1,373	1,753	3,310
4 Bedroom	9	2,183	2,570	3,193
5 Bedroom	-	-	-	-
5 Bedroom Plus	-	-	-	-
Unknown	1801	0.00	0.00	0.00

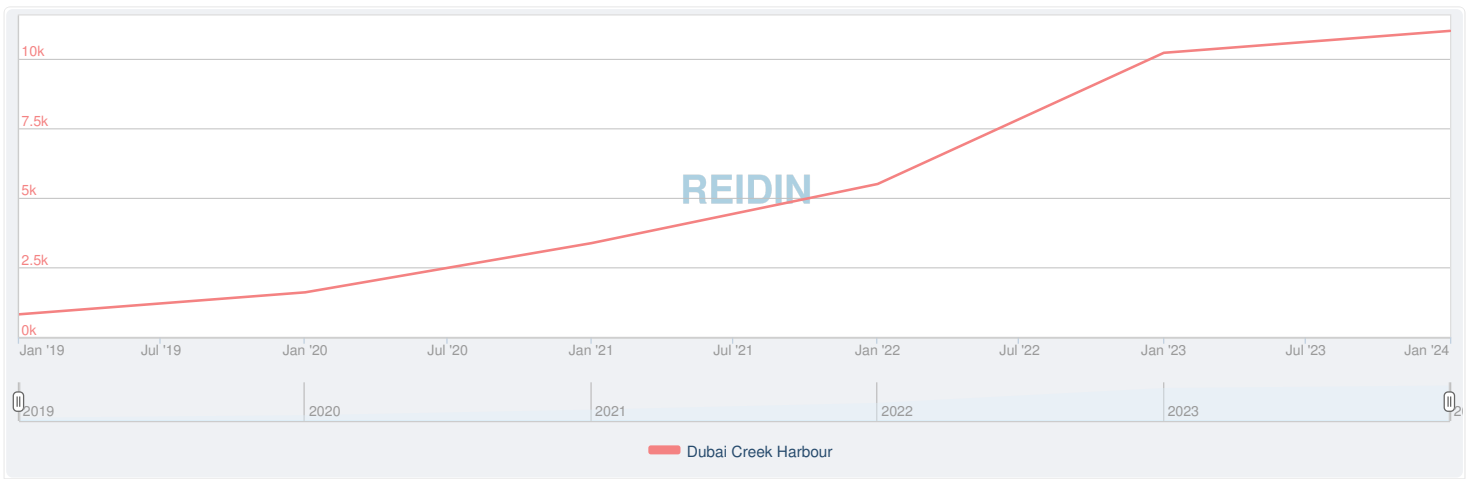
### Dubai / Dubai Creek Harbour location launched Supply Amount - Periodic View / 2019 - 2024

#### Dubai / Dubai Creek Harbour and 4 areas that have highest supply change



### Dubai / Dubai Creek Harbour location launched Supply Amount - Cumulative View / 2019 - 2024

#### Dubai / Dubai Creek Harbour Total cumulative stock | 2019 - 2024



Dubai / Dubai Creek Harbour All Locations Cumulative Supply Amounts / 2019 - 2024

Area	Total Number of Projects	Total Number Of Units	Studio	1+1	2+1	3+1	4+1	5+1	5+	Unknown	County
Dubai Creek Harbour	25	11,007	-	3,197	3,522	1,707	83	-	-	1,807	County